



# INDUSTRIAL BUILDINGS

---

Our full range of products and services











# HR-Structures

## Content

---

1.	Contents and The Company	P. 01-02
2.	Canopy Buildings	P. 03-04
3.	Non-Insulated Buildings	P. 05-12
4.	Insulated Buildings	P. 13-20
5.	Features	P. 21-22
6.	Accessories	P. 23-26

# HR-Structures The Company

---

HR-Structures employs leading design, manufacturing and installation experts from the world of industrial buildings and temporary event structures. At the company's head office in Hesse in Germany, every specialist building is manufactured to precise tolerances from high quality materials.

”







Design.  
Innovation.  
Tradition.



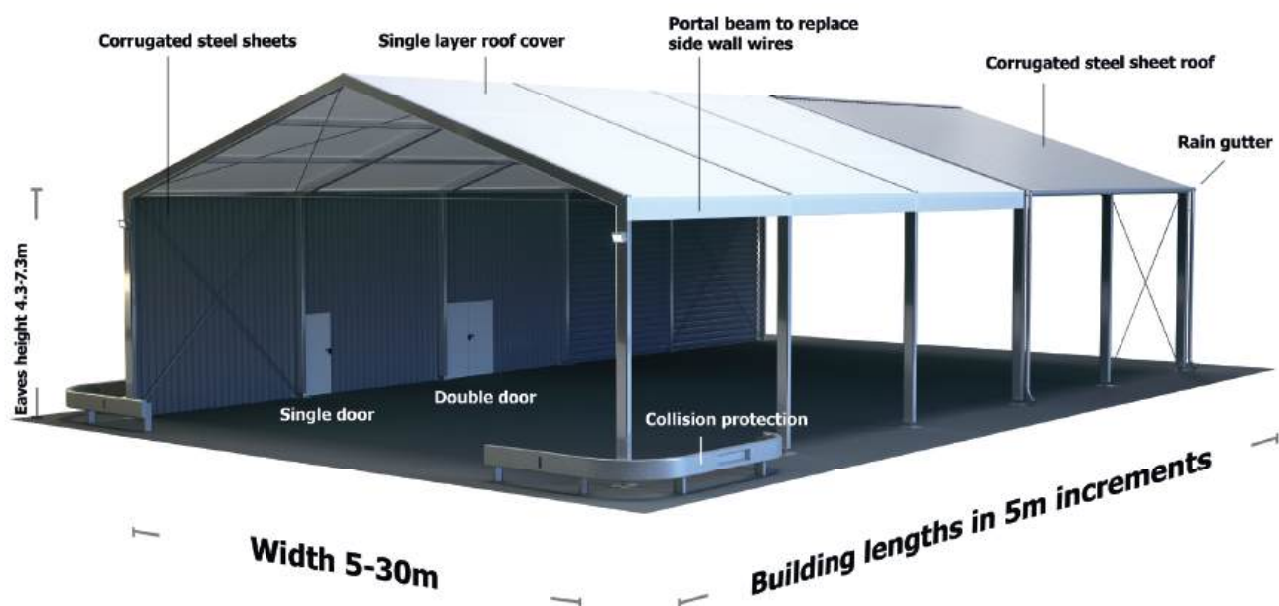
# Canopy Buildings

Installing an HR-Structures Canopy Building is the fastest way to provide storage for goods that are not affected by the weather. This is our most cost-effective solution that quickly delivers a building with some or all walls open. Handling goods becomes much simpler and faster with this level of access. Our canopies can also be used as passages or tunnels. The roof is constructed from either industrial strength PVC or corrugated steel sheet to provide a dry and protected work environment beneath.

## Specifications

 SPAN 5m - 30m	 RIDGE HEIGHT 5.2m - 12.2m	 EAVES HEIGHT 4.3m - 7.3m	 LENGTH 5m increments	 WIND LOAD 0.5kn/m <sup>2</sup>	 SNOW LOAD 65 - 153kg/m <sup>2</sup>
---	---	--	--	--	---













# Non-Insulated Buildings

Our non-insulated buildings provide a working environment that is protected from the elements but doesn't require temperature regulation. Walls and ceilings are constructed from industrial PVC or corrugated steel sheet. This lightweight version delivers fast solutions for business expansion, storage, goods handling and more.

## Specifications

 SPAN 5m - 30m	 RIDGE HEIGHT 5.2m - 12.2m	 EAVES HEIGHT 4.3m - 7.3m	 LENGTH 5m increments	 WIND LOAD 0.5kn/m <sup>2</sup>	 SNOW LOAD 65 - 153kg/m <sup>2</sup>
---	---	--	--	--	---







































# Insulated Buildings

If you need to store goods within specific temperature ranges, our Temperature Controlled Buildings are the perfect choice. Walls and ceilings are constructed from insulated sandwich panels. This lightweight version provides temperature-regulated environments for production, storage, packaging and more.

## Specifications

 SPAN 5m - 30m	 RIDGE HEIGHT 5.2m - 12.2m	 EAVES HEIGHT 4.3m - 7.3m	 LENGTH 5m increments	 WIND LOAD 0.5kn/m <sup>2</sup>	 SNOW LOAD 65 - 153kg/m <sup>2</sup>
---	---	--	--	--	---

































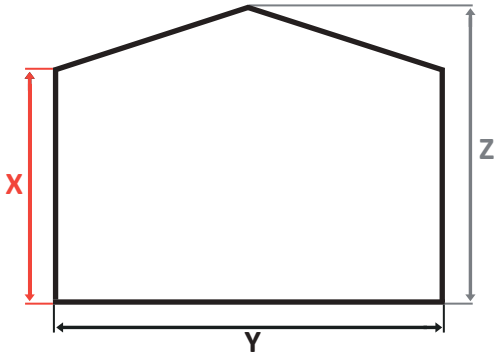
# Building Features

- >> Manufactured by HR-Structures in Germany
- >> Self-supporting ceiling spans from 5m to 30m
- >> Building length in 5m increments up to any length
- >> Side wall height up to 7.3m
- >> Structures built to withstand high winds and heavy snow loads
- >> Ground anchoring with and without foundations
- >> Temporary or permanent building solutions
- >> Bespoke dimensions and equipment choices available on request

# Building Sizes

		Width (y)					
Eaves Height (x)		5m	10m	15m	20m	25m	30m
4.3m	Ridge Height(z)	5.2m	6.0m	6.8m	7.6m	8.4m	9.2m
5.3m		6.2m	7.0m	7.8m	8.6m	9.4m	10.2m
6.3m		7.2m	8.0m	8.8m	9.6m	10.4m	11.2m
7.3m		8.2m	9.0m	9.8m	10.6m	11.4m	12.2m

\* Please note: These system dimensions are indicative and may differ according to each building's specification.





# Roofs and Walls

Industrial PVC roof



Industrial PVC roof with internal PVC liner



Corrugated steel sheet



Thermal PVC roof



Sandwich panel roof




Sandwich panel wall




## STANDARD COLOURS


Sandwich panels and corrugated steel sheets can be provided in any of the following colours.



RAL 9002



RAL 9006



RAL 9007



RAL 6005



RAL 3000



Special Colours



# Building Accessories

---

PVC Door



- >> Most cost-effective door variant.
- >> Secure overhead track.
- >> Can be locked shut with a U-lock.
- >> Standard dimensions: 4.8m wide, 3.5m or 4.3m high.

Sliding Door



- >> Corrugated sheet steel.
- >> Secure overhead track.
- >> Can be locked shut with a U-lock.
- >> Standard dimensions: 4.8m wide, 3.5m or 4.3m high.

Rolling Shutter Door



- >> Made of insulated, galvanized steel profiles.
- >> Electric operation at the push of a button.
- >> Accessories available on request.
- >> Standard dimensions: 4.8m wide, 3.5m or 4.3m high.

Sectional Door



- >> Made of PU sandwich panels.
- >> Electric operation at the push of a button.
- >> Opaque sections available to let in light.
- >> Optional side door available.
- >> Standard dimensions: 4.8m wide, 3.5m or 4.3m high.



## Door



- >> Plastic, steel or aluminium frames.
- >> Standard dimensions are approximately:  
1 x 2m or 2 x 2m for double doors.
- >> Can be used for staff access or as an emergency exit.
- >> Optional glass doors for entrance area.

## Window



- >> Plastic, steel or aluminium frames.
- >> Optional insulated glass.
- >> Standard version has 50% tilt-turn opening.
- >> Standard dimensions are approximately:  
1m x 1m for a single unit or 1 x 2m for  
double windows, 1m x 4m for a four window unit.

## Display Window



- >> Plastic or aluminium frame.
- >> Optional insulated glass.
- >> Bespoke positioning.

## Polycarbonate Window



- >> Double web chamber variant for sandwich panels.
- >> Corrugated profile to match sheet metal profile.
- >> Cost-effective alternative to conventional  
glass windows.

## Light Dome and Roof Ridge Window



- >> Double-shell plastic variant.
- >> Smoke extraction.
- >> Ventilation.
- >> Wind and rain detector.



### Lighting



- >> Energy-saving LED lights.
- >> Variable lighting levels.
- >> Flexible positioning of lighting units.
- >> Different light units depending on the application e.g. HACCP, damp room.

### Heating




- >> Heating systems designed for your requirements.

### Rain Gutter



- >> Galvanized option.
- >> Including downpipes.

### Crash Barrier



- >> Galvanized option.
- >> Impact protection.

### Roof Line Partition



- >> Made from PVC, corrugated sheet metal or sandwich panels.
- >> Shutter door and personnel door installation possible.
- >> Partitions can be installed along the length of the building or across its width.



### Earth Anchors



- >> Cost-effective, flexible mounting variant.
- >> Cleanly removable.
- >> Reusable for added sustainability.

### Rawl Bolts



- >> Used to fix our buildings to concrete bases.
- >> Heavy-duty or chemical anchors.

### Floor Covering

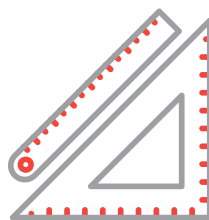


- >> Flexible planning.
- >> Bottom end plate for various floor construction methods and floor conditions.

### Additional Services



All of our buildings are available to rent, through financing or to buy outright



Building structural safety certification



We can organize all transport and assembly of your temporary building

## Pagodas, Marquees And Event Tents

Find out more about our wide range of event tents for every occasion, exhibition, show or display. From the classic pagoda to our marquees, event tents and individual, exclusive or mega tents, HR-Structures has the perfect solution for your event. All our tent systems are either standard or bespoke solutions.



**Pagodas**

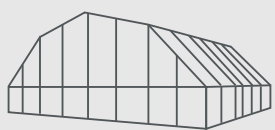


**Party tents**

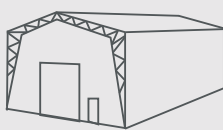


**Big tents**





**Polygon tents**



**Special constructions**



**Skyline tents**

# Contact HR-Structures today for the temporary industrial buildings you need tomorrow.

---

Design. Innovation. Tradition.

Made in Germany



## Contact

---

HR-Structures GmbH  
Zum Hohenrain 12  
36355 Grebenhain  
+49 6644 / 820 453 – 0

[www.hr-structures.com](http://www.hr-structures.com)  
[info@hr-structures.com](mailto:info@hr-structures.com)



# HR STRUCTURES